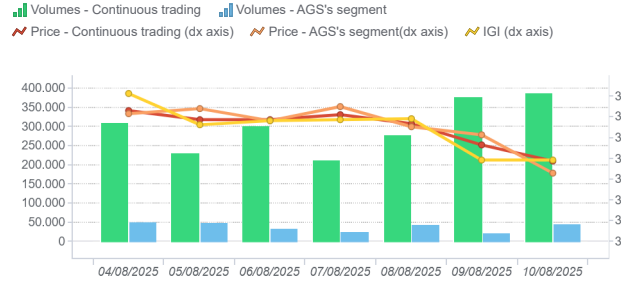


Day-Ahead Gas Market (MGP-GAS)

	Average price (€/MWh)	Change Price	Minimum price	Maximum price	Total Volumes (MWh)	Volumes change	Daily product	WE Product
Continuous trading	35,56	-2,0%	32,25	38,50	2.081.376	-2,2%	1.435.824	645.552
AGS's segment	35,55	-2,0%	33,29	36,50	253.608	-32,1%	245.016	51.096

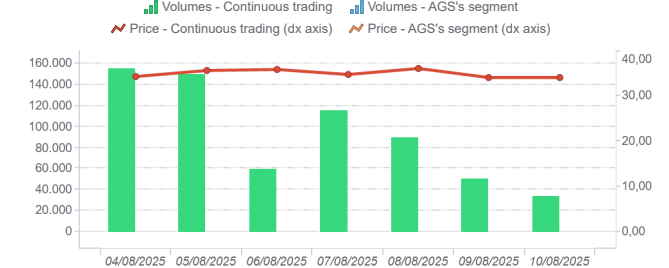
MGP- Volumes (MWh) and Price (€/MWh)



Intra-Day Gas Market (MI-GAS)

	Average price (€/MWh)	Change Price	Minimum price	Maximum price	Total Volumes (MWh)	Volumes change	Purchases SRG (MWh)	Sales SRG (MWh)
Continuous trading	35,02	-1,9%	32,60	36,75	651.816	4,1%	-	-
AGS's segment	-	-	-	-	-	-	-	-

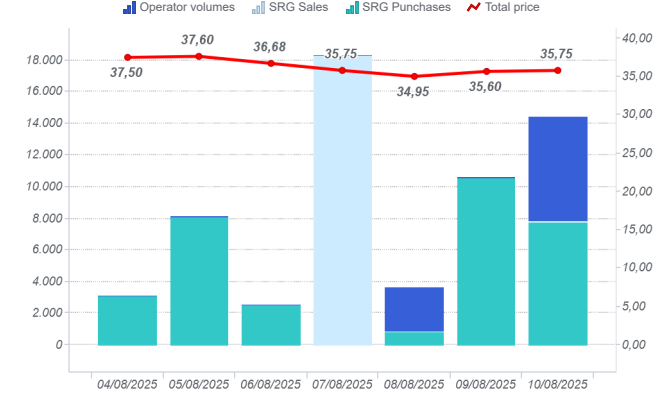
MI - Volumes (MWh) and Price (€/MWh)



Market for the trading of gas stored (MGS-GAS)

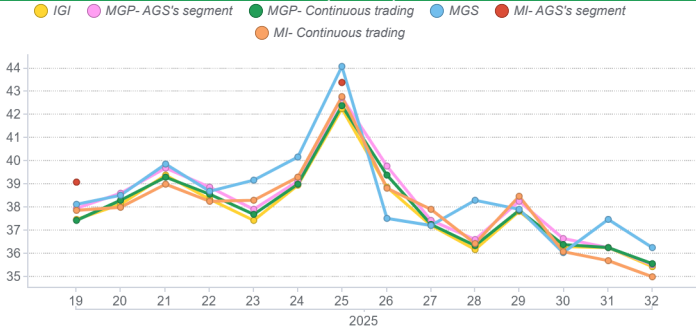
		Week 31	Week 32
Price €/MWh (1)	Stogit	37,48	36,26
	Stogit Adriatica	-	-
	Total	37,48	36,26
Volumes MWh	Stogit	53.463	60.308
	Stogit Adriatica	0	0
	Totale	53.463	60.308
	Purchases	15.016	32.517
SRG. Activity MWh	Balancing (2)	15.016	32.517
	Other purchases (3)	-	-
	Sales	13.847	18.234
	Balancing (2)	13.847	18.234
	Other purchases (3)	-	-

Market for the trading of gas stored (MGS-GAS)

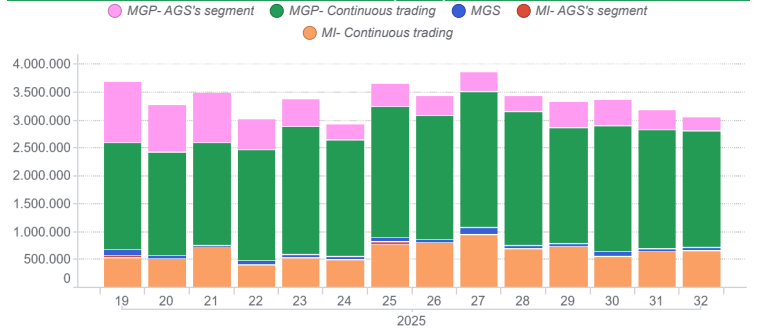


1) The Total price is calculated as a weighted average price for the total volumes exchanged in each storage system.
 2) To securely manage any expected deviations between overall network injections and withdrawals pursuant to Art. 2.5 of Annex A, AEEGSI's Resolution 312/2016/R/g.
 3) Stored gas trades by Snam Rete Gas (SRG) not included in "Balancing"

Prices (€/MWh)



Volumes (MWh)



Forward Gas Market (MT-GAS)

Prodotto	Minimum price (€/MWh)	Maximum price (€/MWh)	Check price*	Check price change (%)	Trades	Volumes (MWh/g)	OTC Registrations	OTC Volumes	Volumes Tot	Change %	Open position (MWh)*	Open position (MWh/g)*
BoM-2025-08	-	-	36,96	-	0,00	0,00	0,00	0,00	0,00	-	0,00	0,00
CY-2026	-	-	35,99	-	0,00	0,00	0,00	0,00	0,00	-	0,00	0,00
M-2025-09	-	-	39,09	-	0,00	0,00	0,00	0,00	0,00	-	0,00	0,00
M-2025-10	-	-	37,99	-	0,00	0,00	0,00	0,00	0,00	-	0,00	0,00
M-2025-11	-	-	36,54	-	0,00	0,00	0,00	0,00	0,00	-	0,00	0,00
Q-2025-04	-	-	39,17	-	0,00	0,00	0,00	0,00	0,00	-	0,00	0,00
Q-2026-01	-	-	39,58	-	0,00	0,00	0,00	0,00	0,00	-	0,00	0,00
Q-2026-02	-	-	36,39	-	0,00	0,00	0,00	0,00	0,00	-	0,00	0,00
Q-2026-03	-	-	36,32	-	0,00	0,00	0,00	0,00	0,00	-	0,00	0,00
SS-2026	-	-	37,28	-	0,00	0,00	0,00	0,00	0,00	-	0,00	0,00
WS-2025/2026	-	-	35,22	-	0,00	0,00	0,00	0,00	0,00	-	0,00	0,00

*Referred to the last session of the week